



COMPANY
WITH QUALITY SYSTEM
CERTIFIED BY DNV
= ISO 9001/2000 =

Water technology at your service



serie **blue**®

DESIGN BY

pininfarina

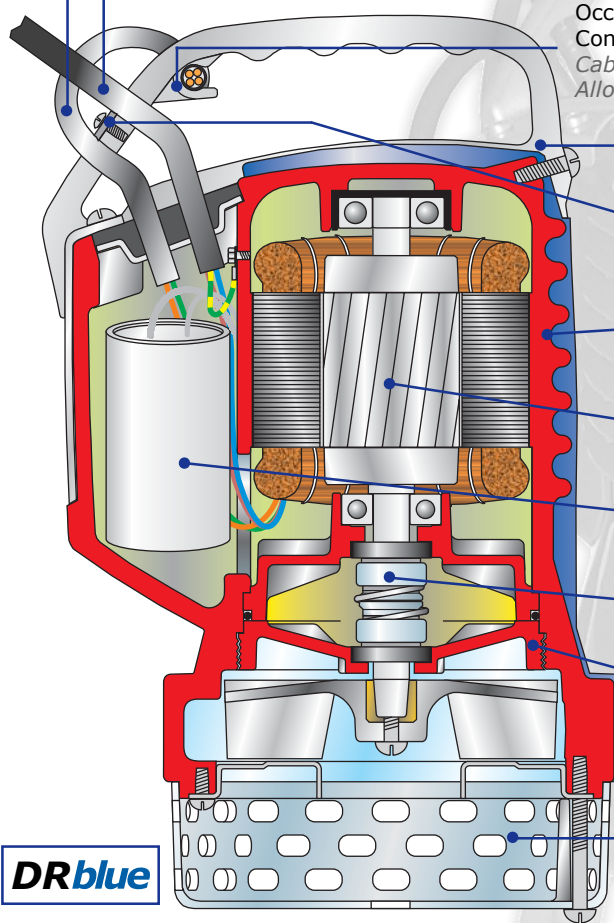
50 Hz



ITALIANO
ENGLISH

Cavo standard 5 m con spina schuko (*). Galleggiante di serie per la versione monofase
Standard 5 m cable with schuko plug (*). Float switch standard on single-phase version

2 ANNI DI GARANZIA
2 YEAR WARRANTY



Occhio fermacavo integrato nella maniglia.
Consente di regolare la lunghezza del cavo del galleggiante
Cable holder grommet built into handle.
Allows adjustment of float switch cable length

Maniglia di trasporto ergonomica
Ergonomic carry handle

Sistema antistress del cavo elettrico
Anti-stressing system for the cable

Struttura in ghisa
Cast iron structure

Motore protetto da termistori (modelli monofase)
Motor protected by thermistors (single-phase models)

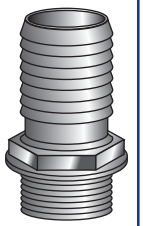
Condensatore interno (modelli monofase)
Internal capacitor (single-phase models)

Tenute meccaniche in carburo di silicio e grafite allumina,
entrambe in pozzetto olio
Double silicon carbide and graphite alumina mechanical seal
in oil bath

Sistema di chiusura BREVETTATO
PATENTED sealing system

Griglia filtro (modelli DRENO)
Suction screen (DRENO models)

In dotazione
Included

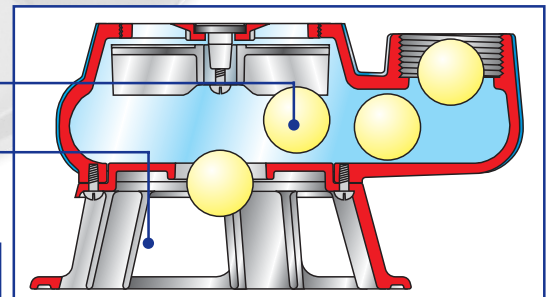


Solo DR Blue
DR Blue only



Passaggio libero integrale (modelli DRAGA)
Full free passage (DRAGA models)

Basamento di supporto in dotazione (modelli DRAGA)
Supporting base included (DRAGA models)



DGblue

(*) **OPTIONAL**: Cavo lunghezza 10 metri; obbligatori per l'uso all'esterno secondo la normativa EN 60335-2-41

(*) **OPTIONAL**: 10 meters supply cable, for pumps intended for outdoor use, length compulsory according to EN 60335-2-41

Pininfarina: un partner d'eccezione
Pininfarina: an outstanding partner

Il nome Pininfarina è strettamente legato al mondo delle vetture sportive ed è espressione di **eleganza, essenzialità e innovazione**.

Pininfarina può vantare un'esperienza di oltre settant'anni nel settore della progettazione e del disegno industriale ed opera con professionalità e competenza in molteplici aree merceologiche



L'idea di bellezza estetica si fonde armoniosamente ai concetti di **sicurezza, comfort e modernità** al servizio dell'uomo

La collaborazione con **Zenit** nasce dalla volontà di conferire una immagine nuova al prodotto e rispondere con soluzioni tecniche innovative alle esigenze del mercato

The name Pininfarina is closely linked with sports cars and synonymous with **elegance, simplicity and innovation**.

Pininfarina boasts over seventy years' experience in engineering and industrial design, offering professionalism and know-how in a variety of market sectors.

The **idea of beauty** blends harmoniously with the concepts of **safety, comfort and modernity** in the service of man

The company is working with Zenit to give its products a new image and respond to the demands of the market with innovative technical solutions.

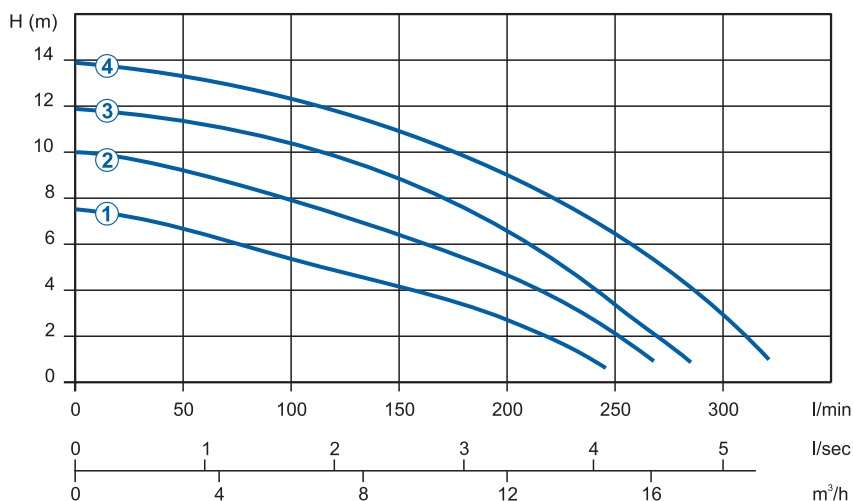


Concept car Enjoy 2003

DR blue



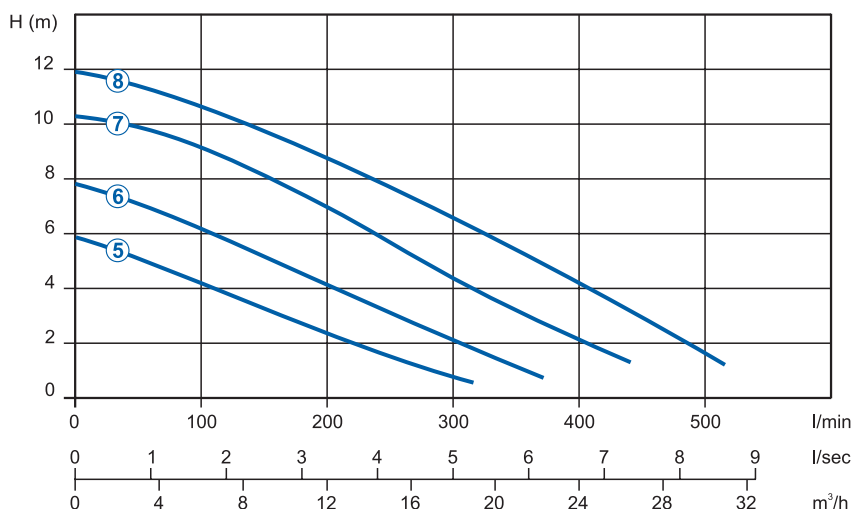
DR blue		Girante multicanale aperta Open multi-vane impeller					
Modello Model	Fasi Phases	Potenza Power kW HP		Corrente Current (A)	Giri/min Rpm	Mandata Outlet (Ø mm)	Fori griglia Mesh holes (mm)
① DR blue 40 M	1	0.3	0.4	2.3	2900	1¼"	12 x 7
② DR blue 50 M	1	0.37	0.5	2.8	2900	1¼"	12 x 7
③ DR blue 75 M	1	0.55	0.75	4.1	2900	1¼"	12 x 7
③ DR blue 75 T	3	0.55	0.75	1.45	2900	1¼"	12 x 7
④ DR blue 100 M	1	0.74	1.0	5.6	2900	1¼"	12 x 7
④ DR blue 100 T	3	0.74	1.0	2.15	2900	1¼"	12 x 7



DG blue



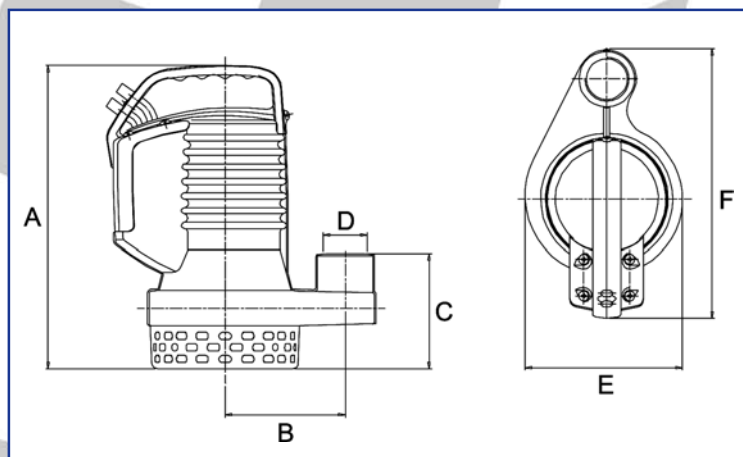
DG blue		Girante arretrata di tipo vortex Vortex recessed impeller					
Modello Model	Fasi Phases	Potenza Power kW HP		Corrente Current (A)	Giri/min Rpm	Mandata Outlet (Ø mm)	Pass. Libero Free passage (mm)
⑤ DG blue 40 M	1	0.3	0.4	2.3	2900	1½"	35
⑥ DG blue 50 M	1	0.37	0.5	2.8	2900	1½"	35
⑦ DG blue 75 M	1	0.55	0.75	4.1	2900	1½"	35
⑦ DG blue 75 T	3	0.55	0.75	1.45	2900	1½"	35
⑧ DG blue 100 M	1	0.74	1.0	5.6	2900	1½"	35
⑧ DG blue 100 T	3	0.74	1.0	2.15	2900	1½"	35



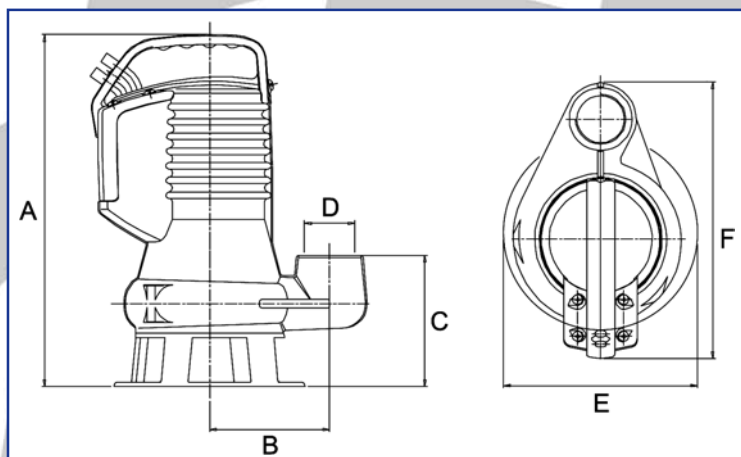
Dimensioni e pesi

Dimensions and weights

DRblue



DGblue



- DRblue -

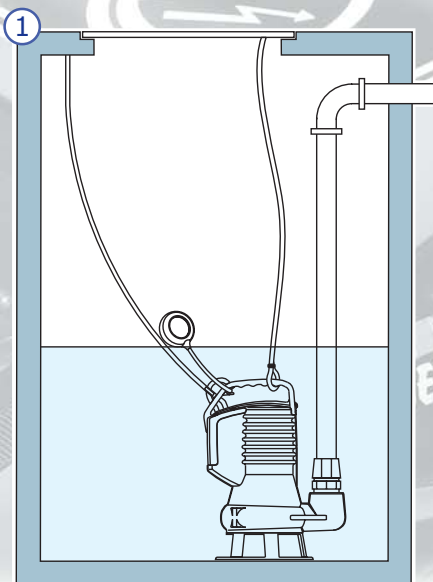
Modello Model	A	B	C	D	E	F	Kg
DRblue 40	289	114	110	1 1/4	150	257	11.5
DRblue 50	289	114	110	1 1/4	150	257	12.0
DRblue 75	317	114	110	1 1/4	150	257	13.5
DRblue 100	317	114	110	1 1/4	150	257	14.0

- DGblue -

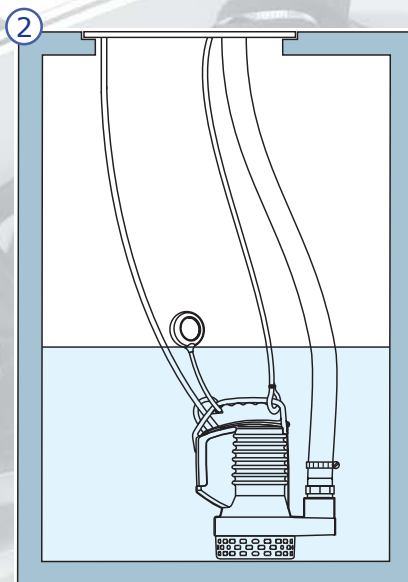
Modello Model	A	B	C	D	E	F	Kg
DGblue 40	335	114	125	1 1/2	182	263	12.5
DGblue 50	335	114	125	1 1/2	182	263	13.0
DGblue 75	363	114	125	1 1/2	182	263	15.0
DGblue 100	363	114	125	1 1/2	182	263	15.5

Installazioni

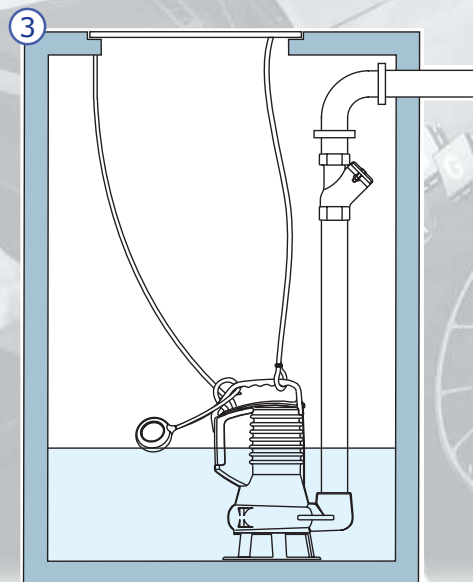
Installations



Installazione mediante tubo e relativo raccordo in polietilene
Installation with pipe and polyethylene connection



Installazione mediante raccordo portagomma e tubo flessibile
Installation with hose connection and flexible hose



Installazione fissa mediante tubo metallico filettato
Permanent installation with threaded metal pipe



Via dell'Industria, 15 I - 41018 S.Cesario sul Panaro (MO) - Italy
Tel. +39.059.950.611 Fax +39.059.950.690
www.zenit.net info@zenit.net
Customer service: Tel. +39.059.950.612 Fax +39.059.950.692

I dati riportati non devono essere considerati impegnativi. Zenit si riserva la facoltà di apportare modifiche al prodotto senza alcun preavviso.
The information contained herein is not binding. Zenit reserves the right to alter the product without prior notice.