

CM Booster Self-Priming



The Grundfos CM Booster Self-Priming is a compact booster pump designed for domestic and light industrial use. The booster unit consists of a robust multistage centrifugal pump and a generator friendly PM1 or PM2 Pressure Manager. The Pressure Manager allows the pump to start and stop automatically according to demand and protects the pump from dry running. The CM Booster Self-Priming is the perfect solution if you are struggling with insufficient mains pressure, and can also be used with above or below ground water sources.



FEATURES

Self-priming

With a suction lift of up to 8 metres (self-priming up to 4 metres), the CM Booster Self-Priming is ideal for pressurising water from above or below ground water sources.

Robust design

All wetted parts are made from high quality, corrosion resistant stainless steel to ensure the longest life possible.

User-friendly interface

The pump features a user-friendly interface with LED indicators displaying power status, pump running, alarm indication and pressure indication (excluding CMB-SP 1-36).

Protective features

The pump incorporates a range of protective features such as; dry run protection, thermal overload protection, cycling alarm and maximum continuous operation time - 30 mins (excluding CMB-SP 1-36) to protect the pump and ensure a long life.

Easy installation

The booster unit is a compact and adaptable solution, which makes it suitable for most installations. Simply connect the inlet and outlet and adjust the start pressure to suit individual requirements and you have a fully operational booster unit.

Integrated non-return valve

Non-return valve for backflow prevention.

APPLICATIONS

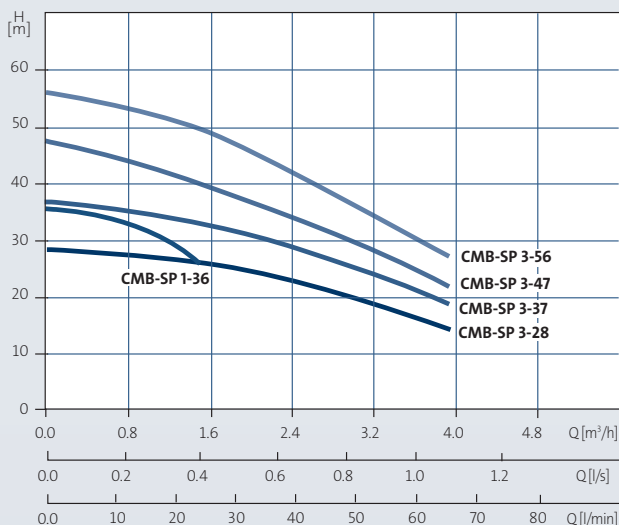
- Mains boosting
- Household water supply
- Boosting from above ground water tanks
- Boosting from below ground water sources e.g. below ground tank/dam
- Light industrial use



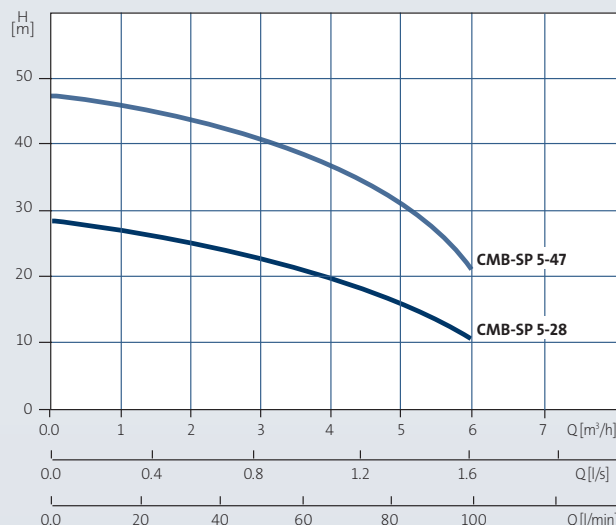
CM Booster Self-Priming

PERFORMANCE

CMB-SP 1 & CMB-SP 3



CMB-SP 5



OPERATING CONDITIONS

System pressure

Max. 10 bar

Liquid temperature

0 °C to 60 °C

Ambient temperature

Max. 55 °C

Relative air humidity

Max. 95 %

TECHNICAL DATA

Mains voltage

1 x 240 V, 50 Hz

Enclosure class

IP55

Insulation class

F

Sound pressure level

55 dB

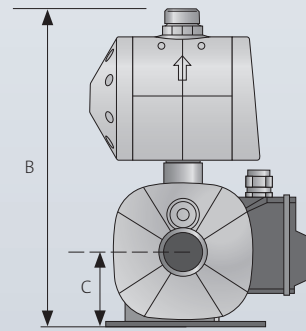
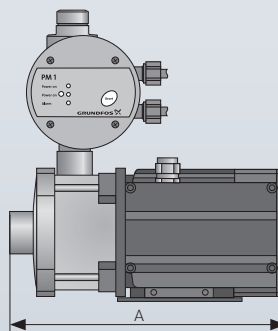
Start/stop frequency

Max. 100 per hour

Approvals and markings

ASNZ4020, CE

DIMENSIONS



Model	Power (kW)	Connections		Dimensions (mm)			Weight (kg)
		Outlet	Inlet	A	B	C	
CMB-SP 1-36	0.5	1" M	1" F	377	317	75	14.1
CMB-SP 3-28	0.5	1" M	1" F	377	317	75	13.7
CMB-SP 3-37	0.5	1" M	1" F	377	317	75	14.1
CMB-SP 3-47	0.5	1" M	1" F	413	317	75	14.4
CMB-SP 3-56	0.67	1" M	1" F	453	317	75	16.4
CMB-SP 5-28	0.5	1" M	1" F	377	317	75	13.7
CMB-SP 5-47	0.9	1" M	1" F	453	317	75	16.9

Old models		Suitable replacement models
CH-PC	CM Booster	CM Booster Self-Priming
CH2-30 PC	CMB 1-4	CMB-SP 1-36
CH2-40 PC	CMB 3-3	CMB-SP 3-28
CH2-50 PC	CMB 3-4	CMB-SP 3-37
CH2-60 PC	CMB 3-5	CMB-SP 3-47
	CMB 3-6	CMB-SP 3-56
CH4-40 PC	CMB 5-3	CMB-SP 5-28
CH4-50 PC	CMB 5-5	CMB-SP 5-47